

REFERENCES [APA STYPE, Times New Roman, 12-point, bold, justify alignment]

[1] Reference [Times New Roman, 10-point, justify alignment, upper and lower case]

[2] Einstein, A. (1916). General Theory of Relativity. Annalen der Physik 49(7), pp. 769-822.

**Page setup and Margin: Set One Inch each side of the paper
Line Spacing Single with 0pt before and after.**

For Tables:

Every Table should have Heading/Name with Table Numbers as per below example and Source at bottom

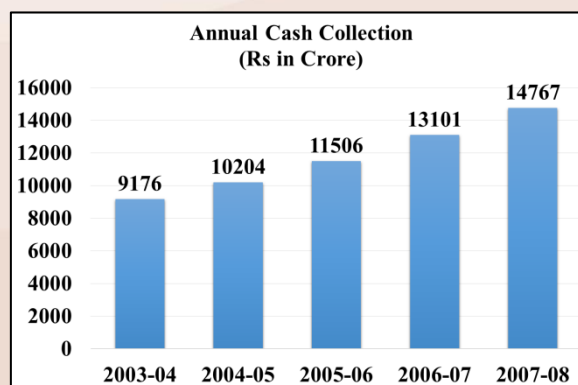
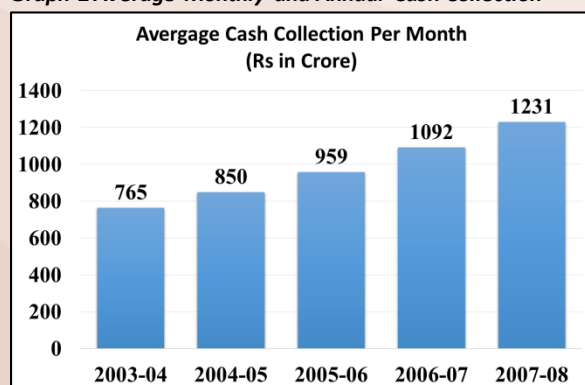
Table: 1 List of Companies

Source: BSE India Ltd.

For Graphs:

Every graph must have Heading/Name with Numbers as per below example and Source at Bottom

Graph 2 Average Monthly and Annual Cash Collection



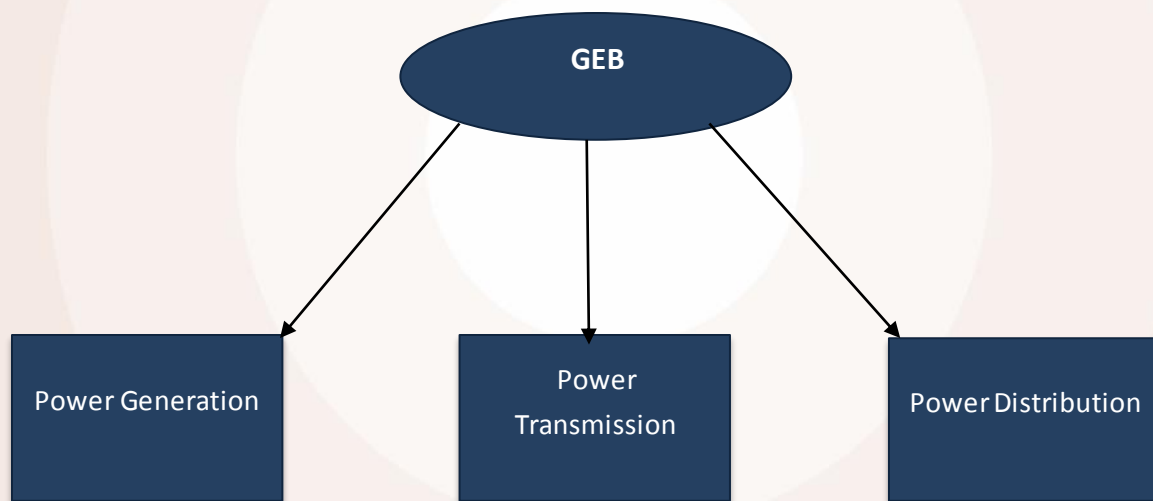
Source: Annual Report 2007-08, GUVNL

Colour of the Graph should be such that a reader should be able to easily differentiate, if printed in Black & White. So take care while selecting colours of LINES and BARS in the GRAPH.

For Images/Diagrams/Figures:

Every Image/Diagram/Figure must have Heading/Name with Numbers as per below example and Source at Bottom

Figure 1 Functions and Structure of GEB



Source: www.geb.gov.in

It is desirable that the paper / Case study should contain following sections/segments.

Abstract
Introduction
Objectives
Methodology/Process
Literature Review
Findings/Outcome
Conclusion/Overall Impact
Forthcoming Ideas to strengthen Design Spine
References