



1. Author Registration

- Every author has to register him/herself on website.
- After Registration, **author will be allotted unique author id** which will be author's identification number for entire conference.
- All fields in the registration are compulsory, and **no changes in the details will be allowed once the author has registered.**
- If, there are multiple authors for a single paper then **every author has to register separately.** All the authors will be given a unique author id which they have to use for various purposes throughout the conference.
- This unique Author Id will be communicated to authors by their registered e-mail only. Hence it is mandatory to give correct mail id.

2. Paper Registration

- After author registration, Paper Title will be required to be registered.
- **Every paper will be allocated unique code**, which will be used as identification code for the Research paper throughout the conference.
- If a person **is going to submit more than one paper, then he/she will have to register all the papers** and for every paper he/she will be given unique code.
- **Every paper should be registered only once even if there are multiple authors.**
- While registering the Paper, **unique author id of all the authors will be required.** Once the data is submitted by the author, **no change in the details will be entertained.** So it is advisable to keep all the author's unique codes ready at the time of title registration.

3. Abstract Upload

- Only **one author will have to login with unique paper id and upload abstract in word document format and declaration form in pdf format.**
- Your abstract will be **verified by the review committee.** You have to upload your full paper only after its approval.
- Authors will be communicated by e-mail about the status.
- If the review committee rejects **the paper on the basis of abstract, then authors will not be allowed** to submit the full paper.
- However, new paper can be registered as per the above procedure.

4. Declaration Upload

- Authors will have to download declaration form available on the conference website.
- All the required details are to be filled by authors and every author will have to sign it.
- Declaration is must for participating in the conference.
- Scan copy of declaration form must be uploaded in PDF format under their paper id login.

5. Paper submission

- Author can upload full paper based on the instructions received from the conference committee.
- The Paper should be in **word document format** only.
- The paper must be in the desired format as available on the conference website.
- Recommendations of Review committee should be followed by author and will have to make necessary changes in the manuscript.
- Excellent and outstanding papers will be published and decision of the review committee will be final in this regard.

6. Fees Payment

- Authors will have to submit fees within the mentioned dates on the website.
- Do not pay fees before you get intimation mail.
- Fees will be accepted only through **online payment** mode.
- In case of non-payment of fees, paper will be treated as rejected and authors will not be allowed to participate in conference.

Fee Structure:

Category	Fees Amount* (India Authors / Delegates)
Industry Delegates & Experts	Rs.2000/-
Faculty / Research Scholar /Academician/Others	Rs.1000/-
Student	Rs.500/-
Delegates (Only for Attending Conference)	Rs.1000/-

Category	Fees Amount@ (Foreign Authors / Delegates)
Participant from universities with which GTU has signed MoU's	150 \$
Other Participants (All category)	200 \$

- Required fee amount will be displayed under paper id login.
- For every paper Fee is charged separately considering the category of the authors.
- **Amount mentioned under paper id must be paid by single transaction only.**
- **Fee is not refundable in any case.**

*** For Indian Participant:** Fee includes breakfast, lunch and snacks for two days. Fee does not include accommodation facility. Accommodation facility is not available, for assistance kindly contact on design@gtu.edu.in

@ For Foreign Participant: Fee Includes breakfast, lunch, dinner and snacks for two days and three nights with accommodation. Hotels will be booked by GTU from 3rd January 2016 – 1 PM onwards till 10.00 AM on 6th January 2016. Additional Stay, amenities, luxury, beverages, drink or any kind of facility demanded by participant will be at his cost. In case of any clarification please contact on design@gtu.edu.in

Only **Foreigners** can pay fees by Demand Draft, in favour of “Gujarat Technological University” payable at Ahmedabad, India. They can pay fees either in US Dollar or in Indian Currency by Demand Draft only. Please contact on design@gtu.edu.in before payment.

Fee payment process

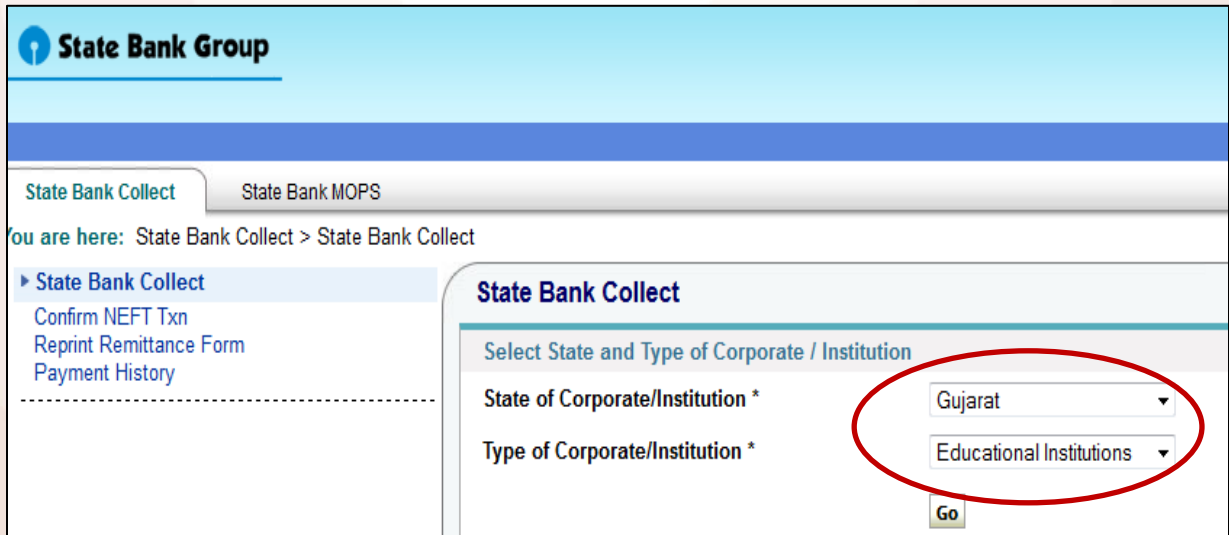
Step 1 ->

Go to : <https://www.onlinesbi.com/prelogin/institutiontypedisplay.htm>

Step 2 ->

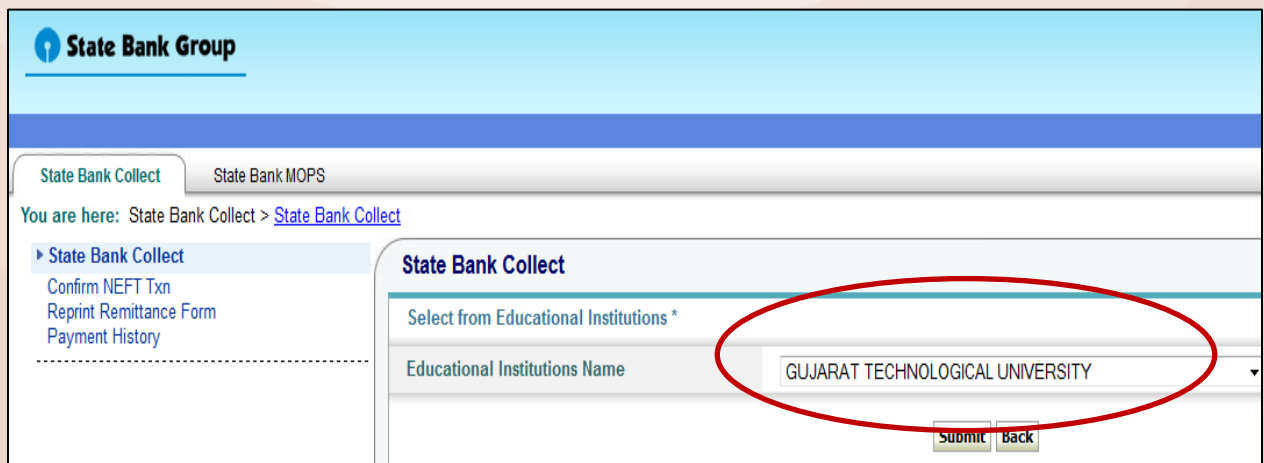
Select State of Corporate/institute – **Gujarat**

Select Type of Corporate/institute – **Education institutions** as shown in image below



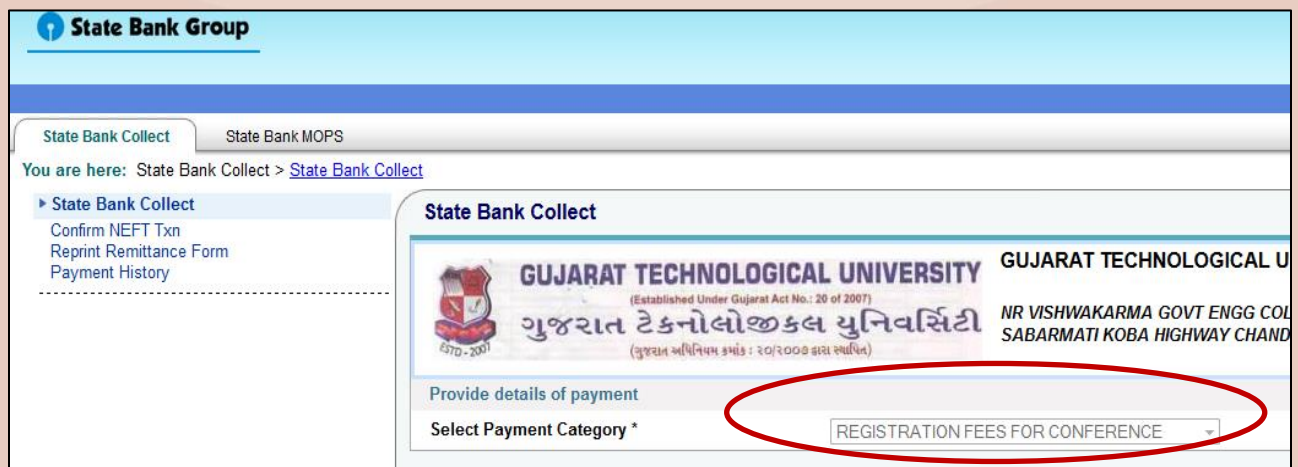
The screenshot shows the State Bank Group website interface. The main heading is "State Bank Group". Below it, there are two tabs: "State Bank Collect" (selected) and "State Bank MOPS". The breadcrumb trail reads "You are here: State Bank Collect > State Bank Collect". On the left, there is a navigation menu with "State Bank Collect" expanded, showing options like "Confirm NEFT Txn", "Reprint Remittance Form", and "Payment History". The main content area is titled "State Bank Collect" and contains the heading "Select State and Type of Corporate / Institution". There are two dropdown menus: "State of Corporate/Institution *" with "Gujarat" selected, and "Type of Corporate/Institution *" with "Educational Institutions" selected. A red circle highlights both dropdown menus. A "Go" button is located below the second dropdown.

Step 3 : Select **Gujarat Technological University** in Educational Institute name as shown in image below



The screenshot shows the State Bank Group website interface. The main heading is "State Bank Group". Below it, there are two tabs: "State Bank Collect" (selected) and "State Bank MOPS". The breadcrumb trail reads "You are here: State Bank Collect > State Bank Collect". On the left, there is a navigation menu with "State Bank Collect" expanded, showing options like "Confirm NEFT Txn", "Reprint Remittance Form", and "Payment History". The main content area is titled "State Bank Collect" and contains the heading "Select from Educational Institutions *". There is a dropdown menu for "Educational Institutions Name" with "GUJARAT TECHNOLOGICAL UNIVERSITY" selected. A red circle highlights the dropdown menu. Below the dropdown are "Submit" and "Back" buttons.

Step 4 : Select Category from dropdown list : **Registration Fees for Conference**



The screenshot shows the State Bank Group website interface. The main heading is "State Bank Group". Below it, there are two tabs: "State Bank Collect" (selected) and "State Bank MOPS". The breadcrumb trail reads "You are here: State Bank Collect > State Bank Collect". On the left, there is a navigation menu with "State Bank Collect" expanded, showing options like "Confirm NEFT Txn", "Reprint Remittance Form", and "Payment History". The main content area is titled "State Bank Collect" and contains the heading "Provide details of payment". There is a dropdown menu for "Select Payment Category *" with "REGISTRATION FEES FOR CONFERENCE" selected. A red circle highlights the dropdown menu. Above the dropdown, there is a banner for "GUJARAT TECHNOLOGICAL UNIVERSITY" with its logo and name in English and Gujarati, and the address "NR VISHWAKARMA GOVT ENGG COL SABARMATI KOBA HIGHWAY CHAND".

Step 5


5.1 Write “**Design Conference**” in conference name.

5.2 Select “**Common Fee for Paper Id**”

5.3 Write your paper code

5.4 Mention Amount as shown in your login id.

5.5 Follow instruction given by SBI site.

	GUJARAT TECHNOLOGICAL UNIVERSITY (Established Under Gujarat Act No.: 20 of 2007) ગુજરાત ટેકનોલોજીકલ યુનિવર્સિટી (ગુજરાત અધિનિયમ ક્રમાંક : ૨૦/૨૦૦૭ દ્વારા સ્થાપિત)	GUJARAT TECHNOLOGICAL UNIVERSITY NR VISHWAKARMA GOVT ENGG COLLEGE NEAR VISAT THREE ROADS SABARMATI KOBA HIGHWAY CHANDKHEDA, , AHMEDABAD-382424
Provide details of payment		
Select Payment Category *	<input type="text" value="REGISTRATION FEES FOR CONFERENCE"/>	
NAME *	<input type="text"/>	
INSTITUTE NAME *	<input type="text"/>	
MOBILE NO *	<input type="text"/>	
EMAIL *	<input type="text"/>	
CONFERENCE NAME *	<input type="text" value="Design Conference"/>	
CATEGORY *	<input type="text" value="COMMON FEE FOR PAPER ID"/>	
PAPER ID/DELEGATE ID IF ANY	<input type="text" value="PT0001"/>	
REGISTRATION FEES AMOUNT FOR CONFERENCE *	<input type="text"/>	
Remarks	<input type="text"/>	

Please remember reference number of your transaction which you will have to mention wherever required.

7. Publication

- Selected peer reviewed papers/case studies will be published either in a book or CD with ISBN, subject to the approval by review committee.
- Decision of the conference committee will be final in case of any controversy.

8. Certificate

- The certificate will be issued to the authors who will remain present on both days of the conference.
- The certificate will be given at the end of conference to all participants remain present on both days of the conference.